



1. DIFFUSION :

- 2 kW de chaque côté minimum (DNB, MEYER, ADAMSON) + sub-bass
- **Console** : YAMAHA, MIDAS, SOUNDCRAFT..

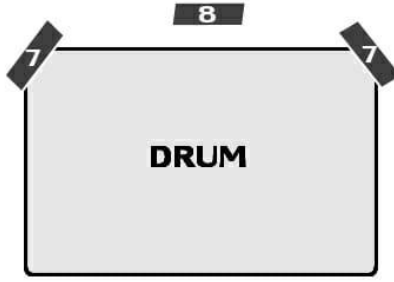
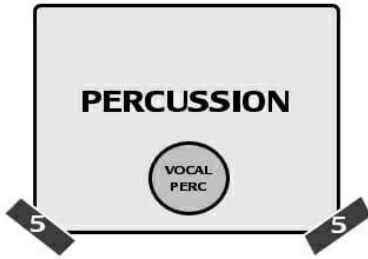
2. RETOUR :

- 11 wedges + ampli correspondant, L. Accoustiques MTD, LE 400, PS 15
- **Console** : YAMAHA, MIDAS, SOUNDCRAFT..


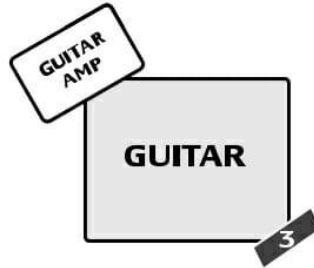
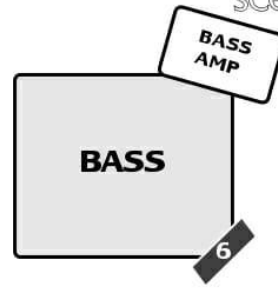
3. BACKLINE :

- 1 drum PEARL ou YAMAHA 22' 12' 13' 16', 1 Timbales LP
- 1 stand de guitare
- 1 stand de basse
- 1 ampli guitare FENDER TWIN REVERB
- 1 ampli basse AMPEG SVT3 (500 Watts)
- 2 stands claviers + 2 extensions
- 2 praticables 3m x 2m x 60cm (drum & percussion)
- 2 praticables 2m x 2m x 20cm (keyboards)

PLAN DE SCÈNE



PLAN DE SCÈNE



GOÛTS
ROOTS



GOÛTS
ROOTS

PATCH
LIST



PATCH
LIST

PATCHS		MICROS & DI	PIEDS
1	GROSSE CAISSE	BETA 52	
2		SM 91	COURT
3	CAISSE CLAIRE	SM 57	COURT
4		SM 57	COURT
5	CHARLEY	SM 81	LONG
6	TIMBALES	SM 57	LONG
7	TOM 1	E 604 / BETA 98	
8	TOM 2	E 604 / BETA 98	
9	TOM 3	E 604 / BETA 98	
10	OVER HEAD	KM 184 / SM 81	LONG
11		KM 184 / SM 81	LONG
12	BASSE	DI ACTIVE (BSS)	
13	GITARE	E 609 / C 414 / SM 57	COURT
14	CLAVIERS 1	DI ACTIVE (BSS)	
15		DI ACTIVE (BSS)	
16	CLAVIERS 2	DI ACTIVE (BSS)	
17		DI ACTIVE (BSS)	
18		DI ACTIVE (BSS)	
19	PERCUSSIONS	SM 57	LONG
20		SM 57	LONG
21		SM 81	LONG
22	CHANT LEAD	BETA 58	LONG
23	CHOEURS 1	BETA 58	LONG
24	CHOEURS 2	BETA 58	LONG
25	CHOEURS 3	BETA 58	LONG

MONITOR
PATCH



MONITOR
PATCH

MONITOR	INSTRUMENT	QUANTITY
1	KEYBOARDS L	1
2	LEAD VOCAL	2
3	GUITAR	2
4	KEYBOARDS R	1
5	PERCUSSION	2
6	BASS	1
7	DRUM	1
8	SUB	1